










































## Recommended Native Plants for Native Garden Planning

	<u>Color</u>	<u>Bloom Time</u>	<u>Height x Width</u>	<u>Soil Requirement</u>	<u>Pollinators</u>
<b>Swamp Milkweed*</b>	Pink	July - August	3'-4' x 2'-3'	Clay-Loam-Sand	  
Butterfly Milkweed	Orange	July - August	1.5'-3' x 2'	Loam-Sand	
<b>Blue Flag Iris*</b>	Blue	May - June	1'-2' x 1'-2'	Clay-Loam	
Purple Coneflower	Pink-Purple	July - October	2'-4' x 2'	Clay-Loam	 
Black Eyed Susan	Yellow	July - September	2'-3' x 1.5'-2'	Clay-Loam	 
Foxglove Beardtongue	White	April - June	3'-5' x 2'	Loam-Sand	  
<b>Golden Alexander*</b>	Yellow	May - June	1.5'-3' x 1.5'-2'	Clay-Loam-Sand	 
Prairie Coreopsis	Yellow	June - Frost	2'-3' x 1'-2'	Clay-Loam-Sand	 
Dense Blazing Star	Purple	July - August	2'-3' x 2'	Clay-Loam-Sand	  
<b>Virginia Mountain Mint</b>	White	July - August	2'-3' x 1'-2'	Clay-Loam-Sand	 
<b>Swamp Rose Mallow</b>	Pink	August - September	3'-5' x 2'-4'	Clay-Loam	  
<b>Blue Lobelia*</b>	Blue	July - September	2'-3' x 2'	Clay-Loam	  
<b>Cardinal Flower*</b>	Red	July - September	3'-4' x 2'	Loam	  
Wild Bergamot*	Purple	July - September	2'-4' x 2'-4'	Clay-Loam-Sand	  
<b>New England Aster</b>	Purple-Yellow	August – October	4' x 3'	Clay-Loam	 
Stiff Goldenrod	Yellow	August - September	3'-4' x 1'-2'	Clay-Loam-Sand	 
Zigzag Goldenrod*	Yellow	August - October	3' x 2'	Loam-Sand	  
Wild Geranium**	Purple	April – June	2' x 1.5'	Loam	
Wild Columbine*	Red-Yellow	March - July	1'-3' x 1.5'	Clay-Loam-Sand	  
Prairie Phlox	Purple	May-July	1' x 1'	Clay-Loam-Sand	 
Sky Blue Aster	Blue	September - October	2'-3' x 2'	Loam-Sand	
<b>Bee Balm*</b>	Red	May-June	2'-4' x 3'	Clay-Loam	  
False Indigo	Purple	May-June	3'-4' x 2'-3'	Clay-Loam-Sand	  
<b>Joe Pye Weed*</b>	Pink-Purple	August - September	5'-6' x 4'	Clay-Loam	 
Woodland Sunflower*	Yellow	July - September	2'-6' x 1'-3'	Loam-Sand	  
<b>Cinnamon Fern**</b>	Green	May – June	2'-6' x 2'-4'	Clay-Loam	
<b>Fox Sedge**</b>	Brown-Green	-----	3' x 2'	Clay-Loam	 
Little Bluestem	Blue-Green	-----	2'-4' x 1.5'-2'	Clay-Loam-Sand	

## Recommended Native Plants for Native Garden Planning

<u>Shrubs</u>	<u>Color</u>	<u>Bloom Time</u>	<u>Height x Width</u>	<u>Soil Requirement</u>	<u>Pollinators</u>
<b>Redosier Dogwood*</b>	White-Red	Mid May – Early June	7'-9' x 10'	Clay-Loam-Sand	 
<b>Buttonbush</b>	White	June - September	5'-8' x 3'-6'	Loam-Sand	   
American Elderberry	White-Purple	June - July	5'-12' x 10'-12'	Clay-Loam	 
<b>Black Chokeberry</b>	White-Black	May	3'-6' x 2'-6'	Clay-Loam-Sand	  
<b>Prairie Ninebark</b>	White	Mid May - June	5'-10' x 6'-10'	Clay-Loam-Sand	
<b>Allegheny Serviceberry*</b>	White-Orange	Late March – Mid April	15'-25' x 15'	Clay-Loam-Sand	  
American Hazelnut	Green	Late Feb – Early March	8'-10' x 6'-8'	Clay-Loam-Sand	
<b>Witch Hazel</b>	Yellow	Late Oct – Early Nov	15'-20' x 15'	Clay-Loam-Sand	
Maple Leaf Viburnum**	Yellow-White	Early June	4'-6' x 4'	Clay-Loam-Sand	 
<b>Arrowwood Viburnum</b>	White	Late May – Early June	6'-10' x 6'-10'	Clay-Loam-Sand	  
<b>Nannyberry Viburnum</b>	White-Black	Early May	15'-18' x 10'-12'	Clay-Loam	  
New Jersey Tea	White	May - July	3'-5' x 3'-5'	Loam-Sand	  
<b>Shrubby St. John's Wort</b>	Yellow-Red	June - October	3'-4' x 3'-4'	Clay-Loam-Sand	 
Trees					
<b>Eastern Redbud</b>	Pink	Late March - Late April	12'-20' x 12'-20'	Clay-Loam	  
American Larch	Green-Yellow	-----	40'-80' x 15'-30'	Loam-Sand	 
<b>Flowering Dogwood*</b>	White	Late April - May	15'-30' x 15'-30'	Clay-Loam-Sand	  
Pawpaw*	Maroon	Late April - May	15'-20' x 15'-20'	Clay-Loam-Sand	
<b>Swamp White Oak</b>	Green	-----	60' x 60'	Clay-Loam-Sand	

\* Tolerates Part Shade

\*\* Tolerates Full Shade

**Bold – Suitable for Rain Gardens/Wet Conditions**